



Try drawing some lines to turn the hexagon into a cube.


Now turn this book upside down and keep going!



Is this the shape you expected to see?




Half empty or half full?



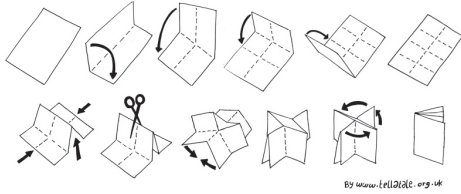
What shape do you think might be on the next page? How do you know?

What shapes do you see?



Print this at 100% scale.

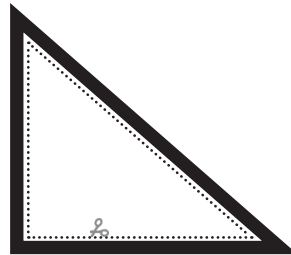
To assemble this zine:




Once your zine is folded, you'll need to cut out the three shapes on the inside. Fold those pages in half, then cut a small hole to allow you to further cut along the dotted lines.

You can also use the cut out shapes as a shape finder by holding the pages up in the air. Try layering pages to change the shapes, too!

Created by L. Yeo during MathZineFest 2021, inspired by the ideas of public-math.org and Christopher Danielson's #tmwyk



WHAT DO YOU SEE?



Can you find this shape?

Tell me a story about what's in the frame below.

